


How To Live Stream or Subscribe to St. Steven's Mass

1. Open a web browser and go to www.saintstevensparish.org
2. Scroll towards the bottom of the page and you will see the eCatholic livestream player – See Example A
3. Click the play button to view the current livestreaming mass – See Example B

EXAMPLE A

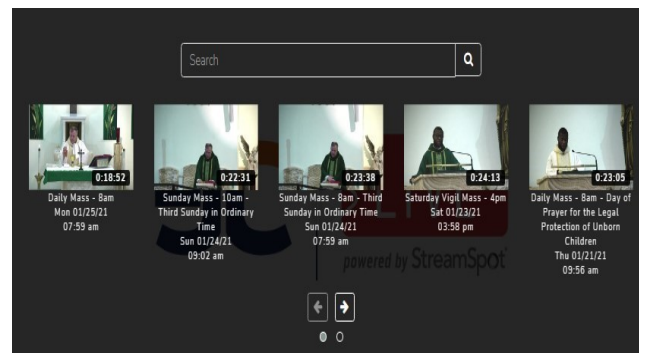
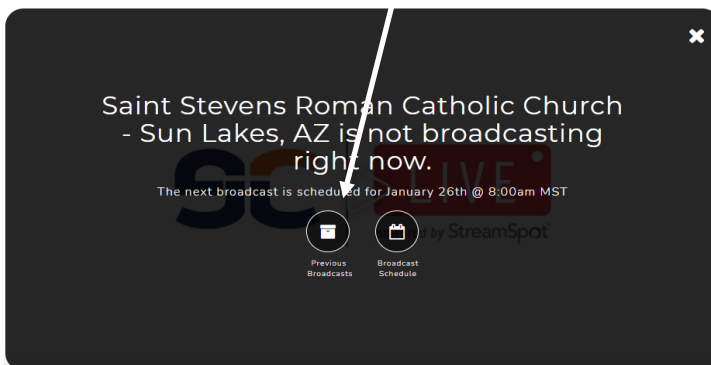


EXAMPLE B



4. To watch previously recorded masses click eCatholic livestream player – See Example A which then brings up Example C
5. Click the previous broadcast button. This will bring up the a list of previously recorded masses scroll or enter your date in the search field to find the mass you wish to watch.

Example C



6. To Subscribe to Masses please push the Green Subscribe button and then enter your information—**Please ignore the little Yellow box after you subscribe it is not needed to view the masses. There is no cost.**

Click Below to
subscribe to our
broadcast schedule

SUBSCRIBE